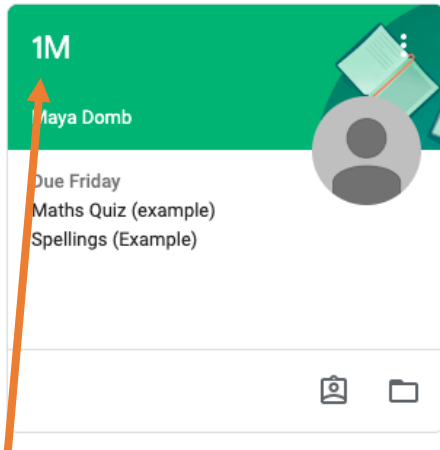


Completing Maths Homework on Google Classroom

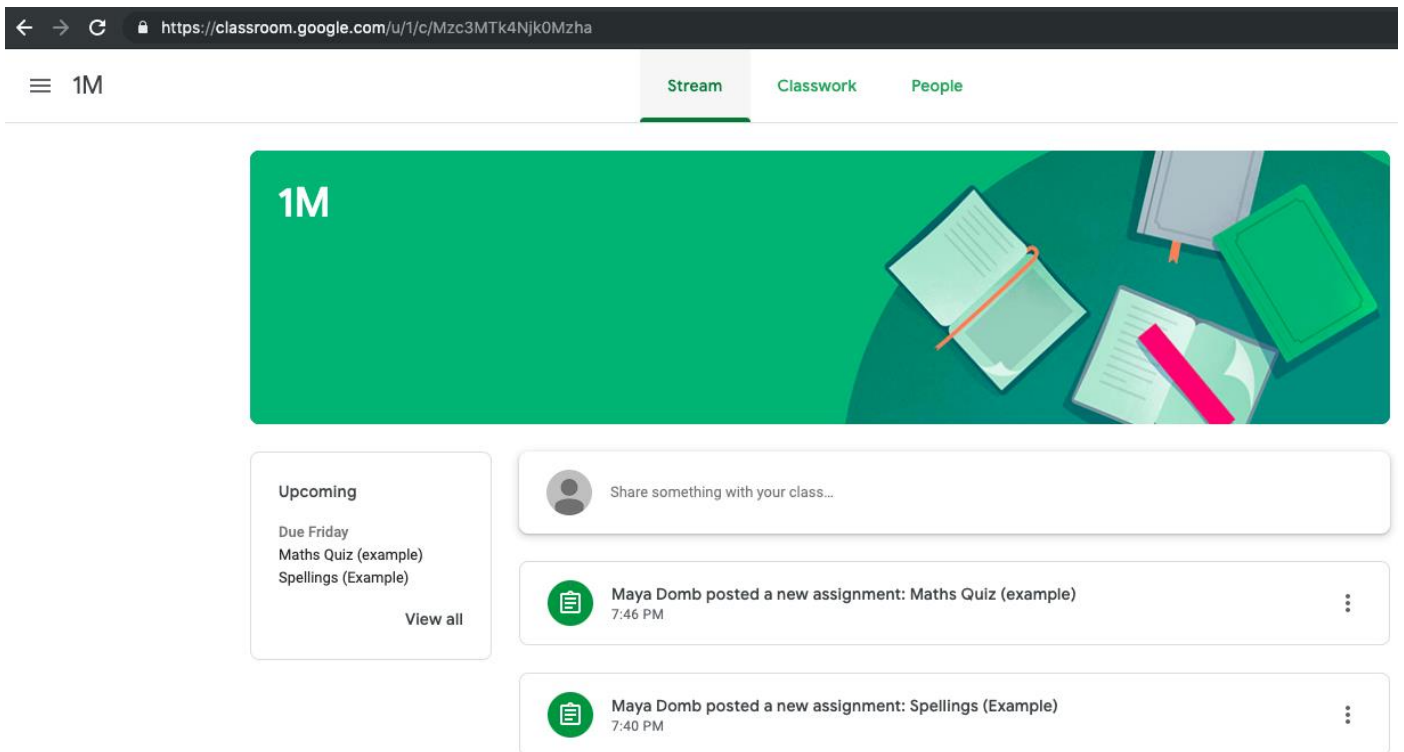
Once you are logged in to Google Classroom, you will see your child's class.

☰ Google Classroom



Click on the class.

You will then be able to see the most recent homework on the 'stream' view.



You can also click 'Classwork' to see all homework tasks, organised by subject.

The screenshot shows the Google Classroom interface. At the top, there's a navigation bar with 'Stream', 'Classwork', and 'People' tabs. Below this, there are links for 'View your work', 'Google Calendar', and 'Class Drive folder'. The main content area is divided into sections by subject: 'Topic', 'Maths', and 'Spellings'. Each section lists assignments with their titles and due dates. An orange arrow points to the 'Maths quiz (example)' assignment under the 'Maths' section.

Click on the homework you would like to complete to open the assignment. For the purpose of this demonstration, we will click 'Maths Quiz (example)'.

A preview will open.

The screenshot shows the assignment preview page for 'Maths Quiz (example)'. The page displays the assignment title, due date (Sep 20), and status (Assigned). It also shows the posting time (7:46 PM) and a message: 'Please complete the questions in this quiz.' Below this, there's a preview of the Google Forms quiz. At the bottom, there's a 'View Assignment' button. An orange arrow points to this button.

Click 'View assignment'.

Due Sep 20

Maths Quiz (example)

Maya Domb 7:46 PM

Please complete the questions in this quiz.

Maths Quiz (Example)
Google Forms

Class comments

Add class comment...

Your work Assigned

+ Add or create

Mark as done

Private comments

Add private comment...

Click on the quiz form. It will open in a new tab.

Maths Quiz (Example)

Your email address (william.204@williampatten.hackney.sch.uk) will be recorded when you submit this form. Not you? [Switch account](#)

* Required

4 + 3 = * 1 point

Your answer

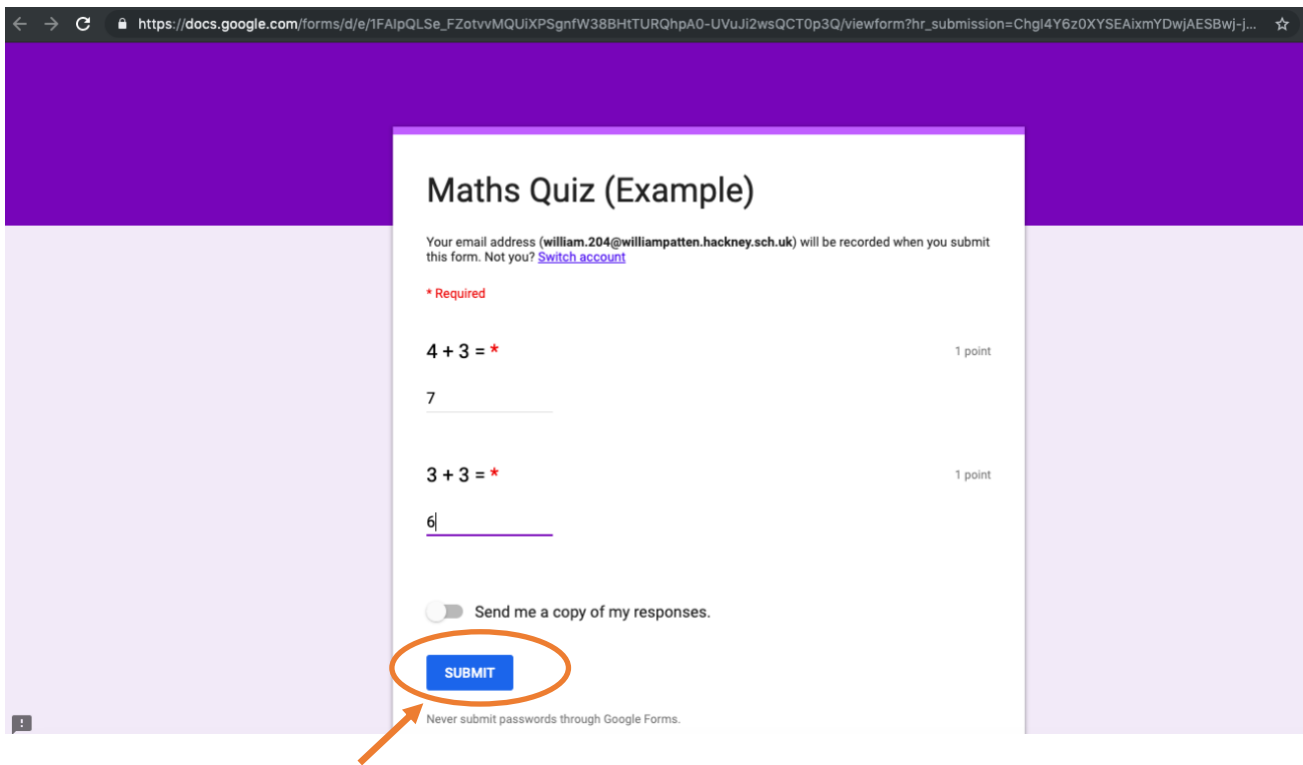
3 + 3 = * 1 point

Your answer

Send me a copy of my responses.

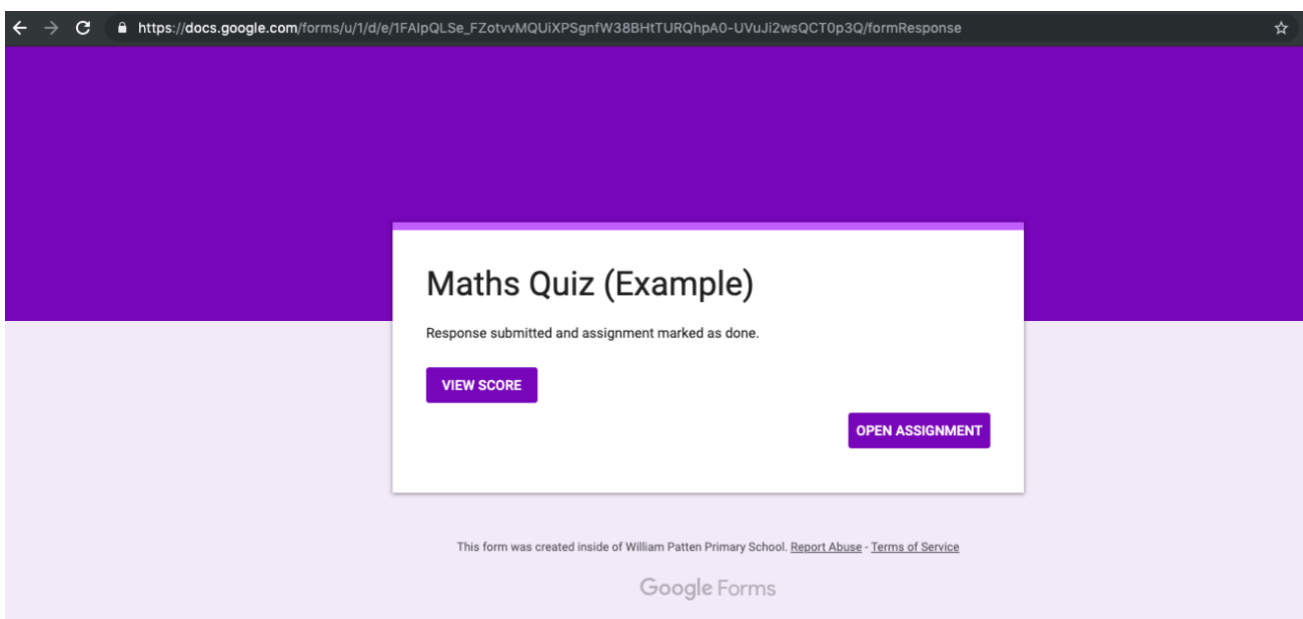
Enter your answers in the spaces provided.

Once you have completed all the questions, you will see a blue 'SUBMIT' button.



Click here to finish and [submit](#) the quiz.

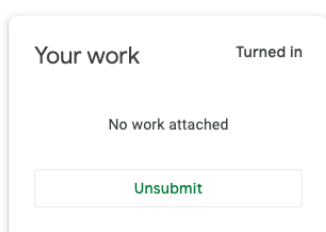
You will then see this page:



This will automatically inform the teacher that the task is complete. You do not need to upload any files.

To view your child's score and see the answers, click '[VIEW SCORE](#)'. When you are done, you can close the tab.

If you click '[open assignment](#)' it will reopen the assignment page.



Next to 'Your work' you will see it is 'Turned in'.

It is normal to see 'No work attached' as the form is submitted directly to the teacher rather than attached to the assignment.