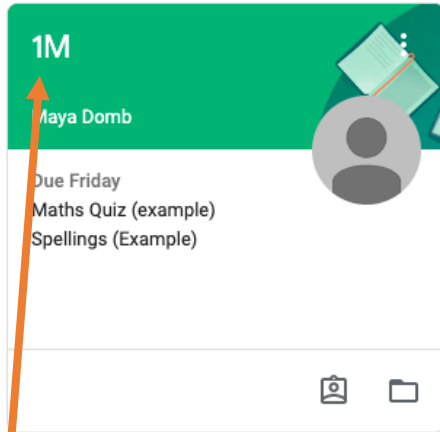


Handing in Spelling Homework on Google Classroom

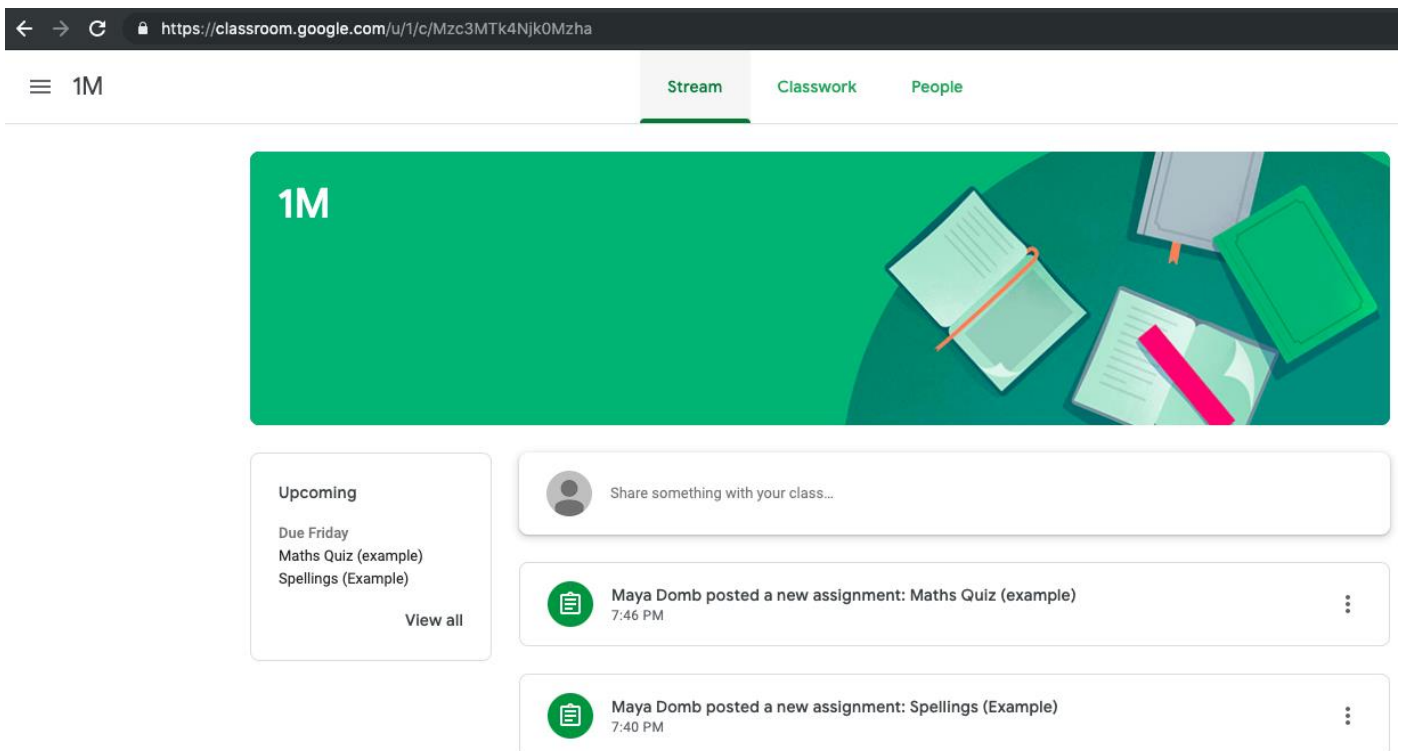
Once you are logged in to Google Classroom, you will see your child's class.

☰ Google Classroom

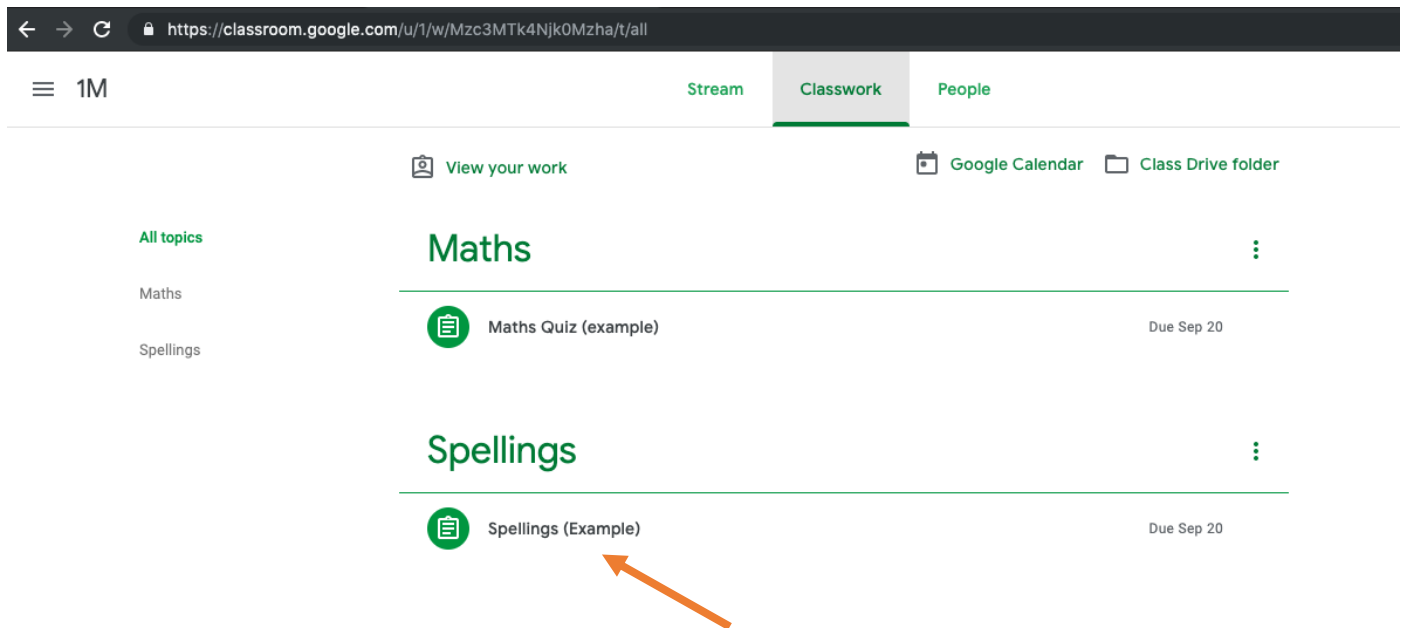


Click on the class.

You will then be able to see the most recent homework on the 'stream' view.



You can also click 'Classwork' to see all homework tasks, organised by subject.

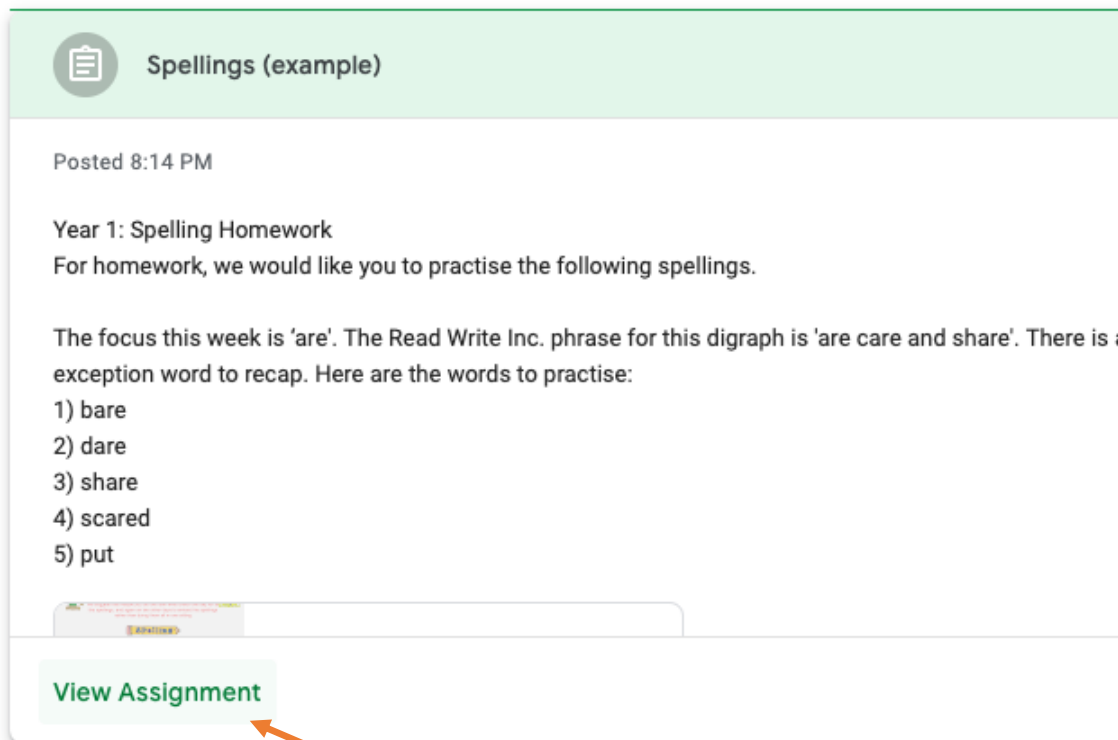


The screenshot shows the Google Classroom interface. At the top, there is a navigation bar with 'Stream', 'Classwork', and 'People' tabs. Below this, there are links for 'View your work', 'Google Calendar', and 'Class Drive folder'. The main content area is divided into two sections: 'Maths' and 'Spellings'. Under 'Maths', there is an assignment titled 'Maths Quiz (example)' due on Sep 20. Under 'Spellings', there is an assignment titled 'Spellings (Example)' due on Sep 20. An orange arrow points to the 'Spellings (Example)' assignment.

Click on the homework you would like to complete to open the assignment. For the purpose of this demonstration, we will click 'Spellings (Example)'.

A preview will open. Click 'View Assignment'.

Spellings



The screenshot shows the 'View Assignment' preview for 'Spellings (example)'. The assignment is titled 'Year 1: Spelling Homework' and is due on Sep 20. The text of the assignment reads: 'For homework, we would like you to practise the following spellings. The focus this week is 'are'. The Read Write Inc. phrase for this digraph is 'are care and share'. There is a exception word to recap. Here are the words to practise: 1) bare 2) dare 3) share 4) scared 5) put'. At the bottom of the preview, there is a green button labeled 'View Assignment'. An orange arrow points to this button.

The assignment will open.

You will see a list of spellings, to practise however you wish.

If you do still wish to view or print the 'look, cover, write, check' grid, you can find it here.

The screenshot shows a Google Classroom assignment page. At the top, the URL is <https://classroom.google.com/c/Mzc3MTk4Njk0Mzha/a/Mzc4MTYyODUyMDFa/details>. The assignment is titled "Spellings (example)" and was assigned by Maya Domb at 8:14 PM. The assignment description states: "Year 1: Spelling Homework. For homework, we would like you to practise the following spellings. The focus this week is 'are'. The Read Write Inc. phrase for this digraph is 'are care and share'. There is also one common exception word to recap. Here are the words to practise: 1) bare 2) dare 3) share 4) scared 5) put". Below the text is a file attachment for "are.docx" (Word). On the right side, there is a "Your work" section with a green "Mark as done" button circled in orange. Below it is a "Private comments" section.

Once your child has practised their spellings, click the green button that reads 'Mark as done'.

On the pop up, press 'Mark as done' again.

The screenshot shows a "Mark as done?" pop-up dialog box. The text inside reads: "Mark as done? You didn't attach work for 'Spellings (example)', so your teacher will just see it's done." At the bottom of the dialog, there are two buttons: "Cancel" and "Mark as done". The "Mark as done" button is circled in orange.

This will inform the teacher that the task is complete. You do not need to upload any files. Children do not need to bring any written spelling sheets in to school.