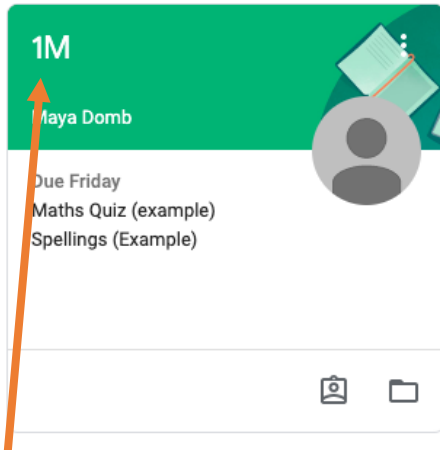


Handing in Topic Homework on Google Classroom

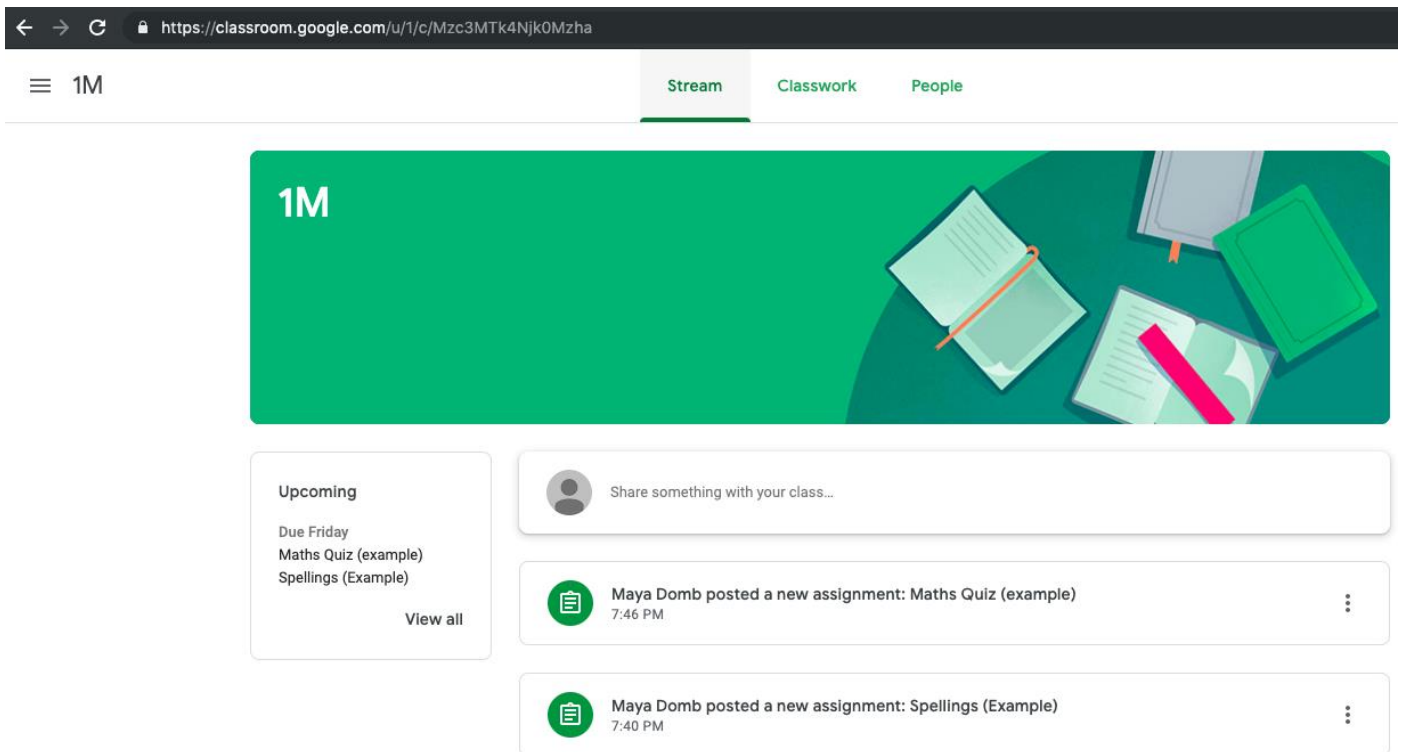
Once you are logged in to Google Classroom, you will see your child's class.

☰ Google Classroom



Click on the class.

You will then be able to see the most recent homework on the 'stream' view.



You can also click 'Classwork' to see all homework tasks, organised by subject.

The screenshot shows the Google Classroom interface. At the top, there are navigation tabs for 'Stream', 'Classwork', and 'People'. Below these are utility links for 'View your work', 'Google Calendar', and 'Class Drive folder'. On the left, a sidebar lists 'All topics' with sub-items 'Topic', 'Maths', and 'Spellings'. The main content area is titled 'Topic' and contains three sections: 'Topic (example)' with 'No due date', 'Maths' with 'Maths quiz (example)' and 'No due date', and 'Spellings' with 'Spellings (example)' and 'No due date'. An orange arrow points from the 'Topic (example)' item in the list to the 'Topic (example)' section header.

Click on the homework you would like to complete to open the assignment. For the purpose of this demonstration, we will click 'Topic (Example)'.

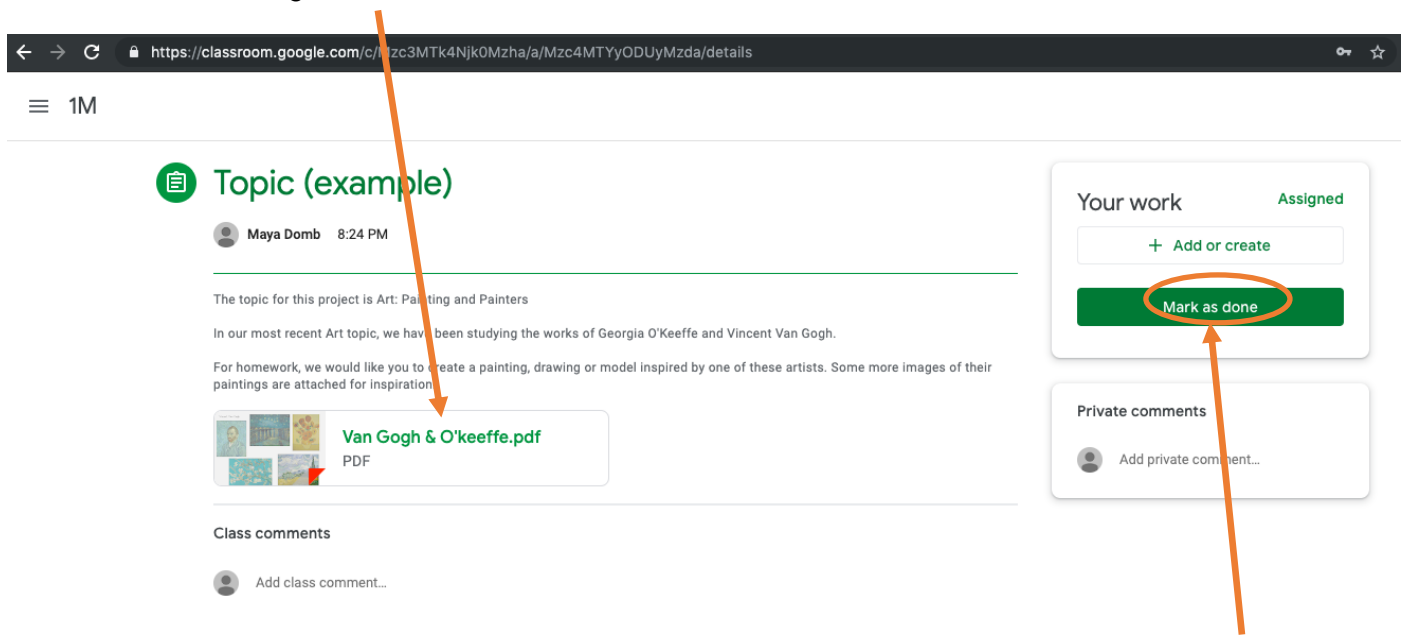
A preview will open.

The screenshot shows the assignment preview page for 'Topic (example)'. The page includes the same navigation and utility links as the previous screenshot. The main content area displays the assignment details: 'Posted 8:24 PM', 'Assigned', and the text 'The topic for this project is Art: Painting and Painters'. It also contains a paragraph about studying Georgia O'Keeffe and Vincent Van Gogh, and a PDF attachment titled 'Van Gogh & O'keeffe.pdf'. At the bottom of the preview, there is a 'View Assignment' button. An orange arrow points from the 'View Assignment' button in the preview to the 'View Assignment' button in the previous screenshot.

Click 'View assignment'.

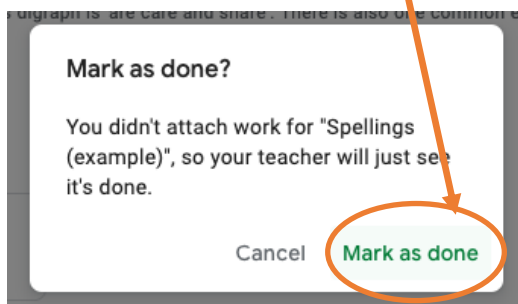
Now you will see an explanation of the Topic task that the teacher has set.

If they have attached images or additional information to look at, you will see a file that you can click on at the bottom of the assignment.



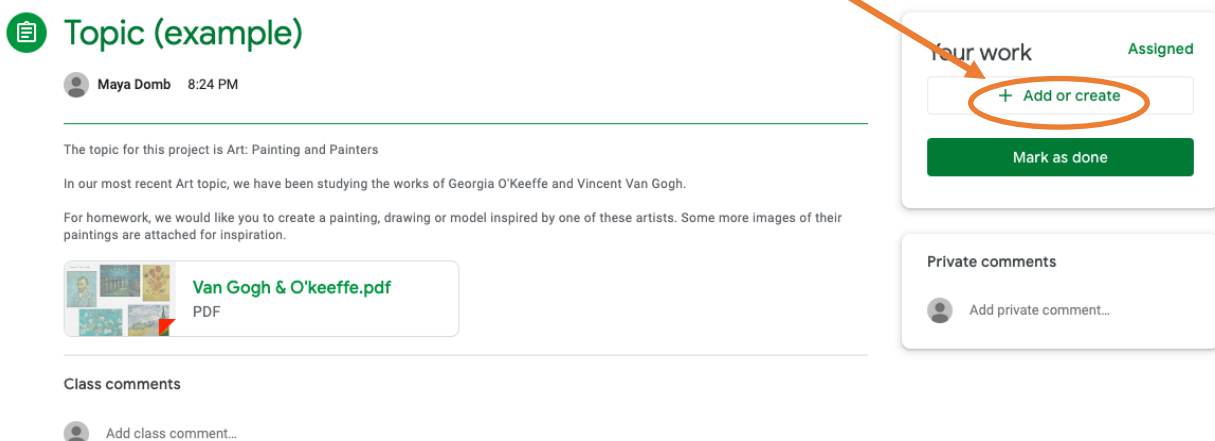
Most topic homework will be practical tasks* that require work to be brought in to school. Once your child has finished creating their topic homework and it is ready to bring in, click the green button that reads 'Mark as done'.

On the pop up, press 'Mark as done' again.

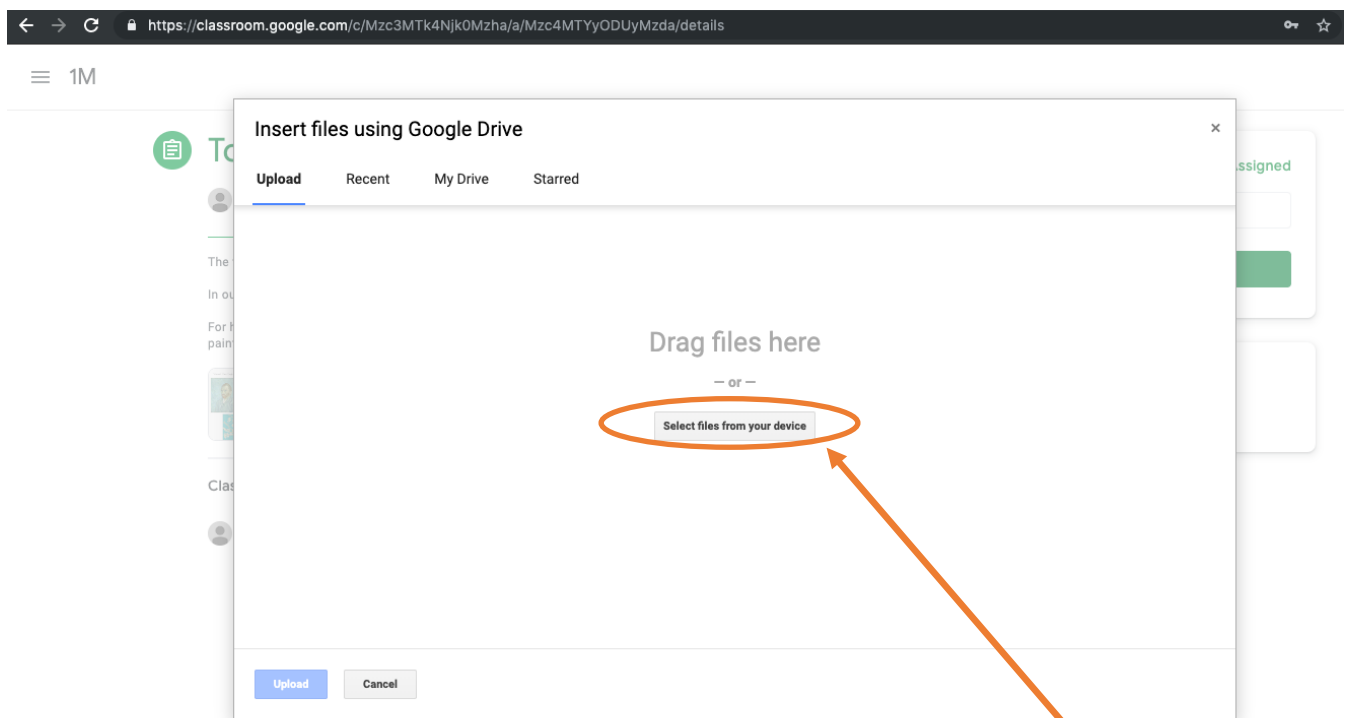
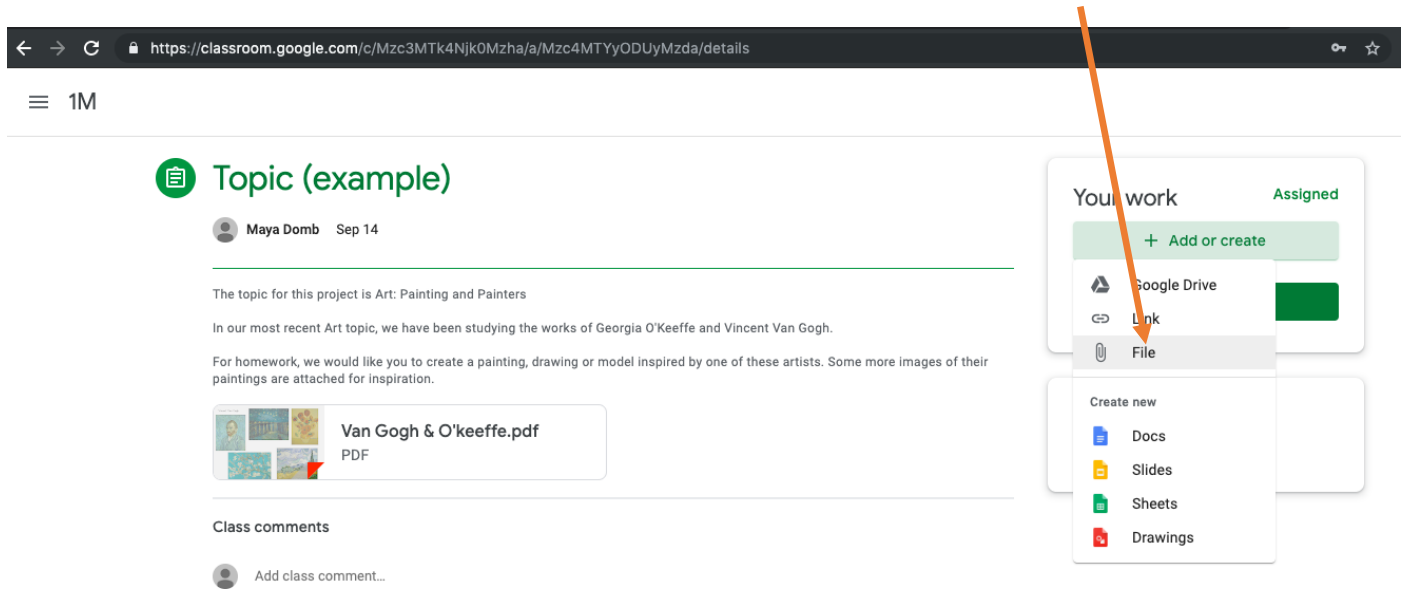


This will inform the teacher that the task is complete. You do not need to upload any files as your child will be bringing the finished creation into school.

*If the topic homework is a research task, your child's research will need to be attached and uploaded instead of brought in to school. On the assignment page, click + Add or create rather than mark as done.



Once you have clicked **+ Add or create** you will see a drop-down menu. Choose 'File'.



You can now drag a file from your computer into this pop up, or click 'Select files from your device' to find the file you want to upload.

Once you have selected a file, the upload button will turn bright blue. Click Upload.



You will now see the assignment page again. Your uploaded file will be visible in the top right corner.

https://classroom.google.com/c/Mzc3MTk4Njk0Mzha/a/Mzc4MTYyODUyMzda/details

1M

Topic (example)

Maya Domb Sep 14

The topic for this project is Art: Painting and Painters

In our most recent Art topic, we have been studying the works of Georgia O'Keeffe and Vincent Van Gogh.

For homework, we would like you to create a painting, drawing or model inspired by one of these artists. Some more images of their paintings are attached for inspiration.

Van Gogh & O'keeffe.pdf
PDF

Class comments

Add class comment...

Your work Assigned

Topic Homework... Word

+ Add or create

Turn in

Private comments

Add private comment...

You are now ready to hand in your homework. Press the green **Turn in** button. On the pop-up that appears, press '**Turn in**' again.

Painters

studying the works of Georgia O'Keeffe and Vincent Van Gogh.

painting, draw their

Turn in your work?

1 attachment will be submitted for "Topic (example)".

W Topic Homework.docx

Cancel Turn in

This will inform the teacher that the task is complete and send them the uploaded file.